



Club Health Assessment for District 5 NE through December 2024

			Status	Membership							Reports					Finance		LCIF
Club Number	Club Name	Charter Date		Current Member Count	YTD Members Added	YTD Members Dropped	YTD Net Growth	YTD Net Growth%	Member Count 12 Months Ago	Avg. length of service for dropped members	Months Since Last MMR ***	Yrs. Since Last Officer Report	President Rotation	Vice President Reported ****	Months Since Last Activity Report ***	Account Balance	Donations for current Fiscal Year	
			Number of times on status quo within last two years	If below 15 members appears				If net loss is greater than 20% appears			If no report in 3 months appears in	When more than one year appears in	Number of repeat terms	Notes the officers that do not have an active	If no report at 12 months appears in red			
Clubs less than two years old																		
156816	Steele Area	12/29/2023	Active	18	0	10	-10	-35.71%	20	1	1			N	M,SC	11		
Clubs more than two years old																		
3180	ASHLEY	03/02/1938	Active	29	0	1	-1	-3.33%	30	2	4		5	R	M,VP,SC	4		
33638	BOWDON	04/06/1977	Active	16	0	4	-4	-20.00%	23	20	3		2		M,VP,SC	10		
3218	BRADDOCK	03/10/1970	Active	7	0	0	0	0.00%	8		6		None		P,S,T,M,VP SC	12		
43069	CARRINGTON	10/25/1983	Active	46	5	3	2	4.55%	43	3	0			N	SC	3	\$25.00	
Exc Award (06/30/2023)																		
105944	CASSELTON	06/23/2009	Active	10	0	0	0	0.00%	10		8		3		M,VP,SC	9		
28131	CHAFFEE	03/18/1974	Active	27	0	0	0	0.00%	27		14				S,M,VP,SC	9		
111473	DAKOTA NATIONAL FORENSIC LEAGUE	06/24/2011	Active(1)	25	1	3	-2	-7.41%	26	6	0		2	R	M	2		
37660	DAVENPORT	11/29/1979	Active	7	0	0	0	0.00%	7		14		2	N	M,VP,SC	14		
3181	DEVILS LAKE	08/19/1965	Active	10	0	0	0	0.00%	10		11		6	R	M,SC	15	\$155.00	
3182	EDGELEY	03/09/1925	Active	19	0	0	0	0.00%	19		6				P,S,T,M,VP SC	10		
111058	ELLENDAL	05/12/2011	Active(1)	12	0	2	-2	-14.29%	14	7	0		2	N	S,M,SC	10		
3184	EMERADO ARVILLA	05/01/1969	Active	25	1	0	1	4.17%	25		2				P,T,M,VP,SC	10		
33009	ENDERLIN	11/30/1976	Active	36	1	3	-2	-5.26%	37	22	0			N	M,VP,SC	9		
3185	FARGO	05/07/1921	Active	44	2	1	1	2.33%	39	5	1			R	M,SC	1	\$6,100.00	
3186	FARGO GATEWAY	01/06/1961	Active	57	4	1	3	5.56%	54	1	1		2	R	P	2		
Exc Award (06/30/2017, 06/30/2018, 06/30/2020)																		
142355	Fargo Roamer 4 Wheel Drive	08/14/2020	Active	32	3	4	-1	-3.03%	28	2	0		5	R	M,SC	11		
3190	GRAND FORKS	02/03/1922	Active	29	1	1	0	0.00%	29	1	2			N	P,SC	2	\$2,000.00	
Exc Award (06/30/2023, 06/30/2024)																		
42048	GRAND FORKS RED RIVER	12/13/1982	Active	20	0	0	0	0.00%	20		3			N	M,SC	16		
3191	GRAND FORKS SOUTH FORKS	06/23/1964	Active	58	3	0	3	5.45%	54		0			N		0	\$530.00	
Exc Award (06/30/2024)																		



Club Health Assessment for District 5 NE through December 2024

			Status	Membership							Reports					Finance		LCIF
Club Number	Club Name	Charter Date		Current Member Count	YTD Members Added	YTD Members Dropped	YTD Net Growth	YTD Net Growth%	Member Count 12 Months Ago	Avg. length of service for dropped members	Months Since Last MMR ***	Yrs. Since Last Officer Report	President Rotation	Vice President Reported ****	Months Since Last Activity Report ***	Account Balance	Donations for current Fiscal Year	
			Number of times on status quo within last two years	If below 15 members appears	If net loss is greater than 20% appears					If no report in 3 months appears in		When more than one year appears in	Number of repeat terms	Notes the officers that do not have an active	If no report at 12 months appears in red			
43851	HARVEY	05/07/1984	Active	31	2	1	1	3.33%	27	40	1			M,VP,SC	6			
3229	HAZELTON	05/15/1962	Active	18	0	0	0	0.00%	21		5		2	P,T,M,VP,SC	10			
34436	HORACE	09/30/1977	Active	62	0	10	-10	-13.89%	70	9	0			IP	10		\$5,000.00	
3192	JAMESTOWN	05/22/1929	Active	26	1	1	0	0.00%	25	6	3			N	SC	1		
34935	JUD	01/10/1978	Active	17	0	0	0	0.00%	17		5	1	None	P,S,T,M,VP SC	8			
3194	KULM	03/17/1942	Active(1)	27	0	0	0	0.00%	20		7		5	R	M,VP,SC	9		
3196	LA MOURE	06/14/1960	Active	22	0	0	0	0.00%	22		10			S,T,M,VP,SC	10			
28005	LEHR	02/28/1974	Active	12	0	2	-2	-14.29%	11	6	0			R	M,VP,SC	3		
Exc Award (06/30/2024)																		
3198	LEONARD	09/26/1957	Active	27	1	0	1	3.85%	26		2		2	P,M,VP,SC	9			
34937	LINTON	01/09/1978	Active	49	1	2	-1	-2.00%	51	24	0		2	R	P,M,SC	0		
140677	Mapleton ND	02/12/2020	Active	12	2	0	2	20.00%	9		2			N	M,SC	10		
3199	MEDINA	06/12/1941	Active	15	0	0	0	0.00%	14		8		11	P,M,VP,SC	9			
3200	NAPOLEON	11/13/1929	Active	14	0	0	0	0.00%	15		10		5	M,VP,SC	9			
33640	NEW ROCKFORD	04/11/1977	Active	20	0	3	-3	-13.04%	22	8	2			N	VP,SC	2		
109172	NORTH DAKOTA STATE UNIVERSITY FARGO	09/03/2010	Active	13	5	5	0	0.00%	13	4	1				M,VP,SC	3		
3201	OAKES	04/14/1926	Active	27	1	2	-1	-3.57%	29	10	3		7	R	M,VP,SC	11		
32714	PETTIBONE	09/29/1976	Active	16	4	0	4	33.33%	12		2		None	P,S,T,M,VP SC	11			
30144	ROBINSON	01/27/1975	Active	15	0	0	0	0.00%	15		13		6	N	P,M,VP,SC	10		
3202	RUGBY	09/07/1928	Active	31	1	2	-1	-3.13%	32	4	3		2	R	M,SC	20		
3203	SHELDON	05/14/1965	Active	17	1	1	0	0.00%	17	49	0			N	VP,SC	9		
36094	STERLING	10/19/1978	Active(3)	9	0	0	0	0.00%	10		8			N	P,S,T,M,VP SC	11		
30093	STRASBURG	01/17/1975	Active	17	0	0	0	0.00%	26		11		2	R	M,SC	13		
3205	STREETER	04/09/1953	Active	14	0	0	0	0.00%	15		6			N	M,VP,SC	19		
29784	TUTTLE	09/30/1974	Active	23	0	1	-1	-4.17%	22	11	0		2		T,M,VP,SC	10		



Club Health Assessment for District 5 NE through December 2024

			Status	Membership							Reports					Finance		LCIF		
Club Number	Club Name	Charter Date		Current Member Count	YTD Members Added	YTD Members Dropped	YTD Net Growth	YTD Net Growth%	Member Count 12 Months Ago	Avg. length of service for dropped members	Months Since Last MMR ***	Yrs. Since Last Officer Report	President Rotation	Vice President Reported ****	Months Since Last Activity Report ***	Account Balance	Donations for current Fiscal Year			
			Number of times on status quo within last two years	If below 15 members appears			If net loss is greater than 20% appears				If no report in 3 months appears in	When more than one year appears in	Number of repeat terms	Notes the officers that do not have an active	If no report at 12 months appears in red					
Exc Award (06/30/2024)																				
104908	UNIVERSITY OF NORTH DAKOTA GRAND FORKS	04/13/2009	Active	8	4	1	3	60.00%	10	1	0			R	T,M,SC	3	\$100.00			
3206	VALLEY CITY	10/01/1945	Active	20	0	0	0	0.00%	20		18		5		T,VP,SC	11				
36041	WAHPETON	09/08/1978	Active	8	0	0	0	0.00%	8		23		6		P,T,VP,SC	13				
64940	WAHPETON HEADWATERS	01/23/2002	Active(1)	14	0	0	0	0.00%	14		1			N	SC	4				
3207	WEST FARGO	04/21/1953	Active	30	1	3	-2	-6.25%	32	5	0		2	N		0				
Exc Award (06/30/2022)																				
3256	WING	02/25/1952	Active	14	0	1	-1	-6.67%	15	2	1		3	N	P,S,T,M,VP SC	11				
3208	WISHEK	04/12/1962	Active	15	0	2	-2	-11.76%	19	20	1				T,M,VP,SC	14				
3209	ZEELAND	09/07/1967	Active	17	0	4	-4	-19.05%	17	14	0				M,VP,SC	11				
Current Total Clubs Count	YTD New Clubs Count	YTD Cancelled Clubs Count	YTD Net Club Gain	Current Total Members Count	YTD Add	YTD Drop	YTD Net Growth	YTD Net Growth %	Member Count 12 Months Ago	Average Member Count Per Club	% of Clubs with less than 20 members	% No MMR in 3 Months	% No Officer Report in 12 Months	% of Clubs with balance 90+ days	Number of Clubs in Status Quo	% Status Quo Clubs in Financial Suspension		Number of Cancelled Clubs	Average Cancelled Club Age	Members Lost Due to Cancellation
52	0	0	0	1,187	45	74	-29	-2.38%	1,199	23	52%	46%	2%	0%	0	0%	0	0	0	0%

* - P - Priority Club. Cancellation Reasons: 1-Objectives/conduct, 2-Non-active club, 5-Non-existing club, 6-Disbanding, 7-Merger, 8-Financial Suspension, 9-District/Multiple District Dues.

** - Abbreviation: P-President, S-Secretary, T-Treasurer, M-Member Chairperson, VP-First Vice President, MC-Communications Chairperson, SC-Service Chairperson

*** - Abbreviation: N/R - Never reported using the Lions Clubs website, N/A - Not applicable, No password registered for the Lions Clubs website.

**** - Abbreviation: N - New, IP - Immediate Past, R - Repeat.



Club Health Assessment for District 5 NW through December 2024

			Status	Membership							Reports					Finance	LCIF	
Club Number	Club Name	Charter Date		Current Member Count	YTD Members Added	YTD Members Dropped	YTD Net Growth	YTD Net Growth%	Member Count 12 Months Ago	Avg. length of service for dropped members	Months Since Last MMR ***	Yrs. Since Last Officer Report	President Rotation	Vice President Reported ****	Months Since Last Activity Report ***	Account Balance	Donations for current Fiscal Year	
			Number of times on status quo within last two years	If below 15 members appears			If net loss is greater than 20% appears				If no report in 3 months appears in	When more than one year appears in	Number of repeat terms	Notes the officers that do not have an active	If no report at 12 months appears in red			
Clubs less than two years old																		
171608	Center ND	05/20/2024	Active	23	0	0	0	0.00%	0		7		None	P,S,T,M,VP SC	N/R	90+ Days		
156369	Hettinger Lions	11/20/2023	Active	13	0	12	-12	-48.00%	22	1	0		2	R	M,SC		0	
153174	Tioga	03/29/2023	Active	28	0	0	0	0.00%	28		13		3		S,M,VP,SC		N/R	
172069	Velva	06/14/2024	Active	27	0	0	0	0.00%	0		6		None	P,S,T,M,VP SC	N/A			
Clubs more than two years old																		
3210	ALEXANDER	12/08/1960	Active	14	2	1	1	7.69%	14	52	2		3		P,S,M,VP,SC	19	\$520.00	
36680	ARNEGARD	03/08/1979	Active	26	0	2	-2	-7.14%	29	48	3		2	R	P,T,M,SC	20		
127415	Beach	05/02/2016	Active(1)	5	0	0	0	0.00%	5		19		7	R	S,M,VP,SC	14		
31421	BEULAH	12/08/1975	Active	24	0	0	0	0.00%	22		9			N	S,M,SC	9	\$130.00	
3214	BISMARCK	09/02/1921	Active	56	4	0	4	7.69%	50		1			N	M	0	\$2,390.00	
Exc Award (06/30/2023, 06/30/2024)																		
3215	BISMARCK CAPITAL CITY	04/01/1959	Active	30	0	0	0	0.00%	25		4			N		6	\$1,000.00	
Exc Award (06/30/2024)																		
33073	BISMARCK PRAIRIE ROSE	12/06/1976	Active	42	0	2	-2	-4.55%	42	11	2		2	R		1	\$3,215.00	
Exc Award (06/30/2017, 06/30/2024)																		
33641	BOWMAN	04/26/1977	Active	27	0	2	-2	-6.90%	36	25	0		2	R	SC	3	\$250.00	
78360	DACOTAH MANDAN	02/25/2004	Active	32	1	1	0	0.00%	37	27	4			N		0	\$3,365.00	
Exc Award (06/30/2020)																		
3222	DICKINSON	11/12/1928	Active	8	0	0	0	0.00%	14		6				S,M,VP,SC	24+		
61971	DICKINSON NOON	05/27/1999	Active	25	0	0	0	0.00%	23		2		11	R	M,SC	21		
3223	ELGIN	04/23/1957	Active	74	9	0	9	13.85%	57		1			N	P,M,VP,SC	9	\$1,500.00	
3224	FLASHER	02/07/1973	Active	12	1	1	0	0.00%	10	52	1		2	R	T,M,SC	1		
Exc Award (06/30/2024)																		
45399	GLENBURN	10/28/1985	Active	16	1	1	0	0.00%	14	4	5			N		3		
78077	HALLIDAY	01/20/2004	Active	19	1	1	0	0.00%	18	4	1		2	R	SC	12		



Club Health Assessment for District 5 NW through December 2024

			Status	Membership							Reports					Finance		LCIF
Club Number	Club Name	Charter Date		Current Member Count	YTD Members Added	YTD Members Dropped	YTD Net Growth	YTD Net Growth%	Member Count 12 Months Ago	Avg. length of service for dropped members	Months Since Last MMR ***	Yrs. Since Last Officer Report	President Rotation	Vice President Reported ****	Months Since Last Activity Report ***	Account Balance	Donations for current Fiscal Year	
			Number of times on status quo within last two years	If below 15 members appears				If net loss is greater than 20% appears			If no report in 3 months appears in	When more than one year appears in	Number of repeat terms	Notes the officers that do not have an active	If no report at 12 months appears in red			
31531	HAZEN	01/26/1976	Active	14	1	0	1	7.69%	15		3		2	N	15		\$1,100.00	
Exc Award (06/30/2018)																		
3230	HEBRON	10/26/1928	Active	15	0	0	0	0.00%	15		13		8	N	M,VP,SC	14	\$115.00	
3231	KENMARE	11/08/1949	Active	10	0	1	-1	-9.09%	11	21	2		2		M,VP,SC	24+		
42526	KILLDEER	04/04/1983	Active	17	0	0	0	0.00%	16		8			N	M,SC	9		
39124	LAKE METIGOSHE L C	12/16/1980	Active	45	0	4	-4	-8.16%	43	3	0				VP	0	\$3,150.00	
3233	MANDAN	05/01/1939	Active	30	1	0	1	3.45%	29		2		3	R		4	\$1,172.00	
Exc Award (06/30/2017, 06/30/2024)																		
3235	MINOT	11/27/1926	Active	54	2	1	1	1.89%	53	8	0			N		0	\$250.00	
3236	MINOT MAGIC CITY	08/05/1969	Active	45	4	3	1	2.27%	45	11	0			N		0		
3237	MOTT	10/30/1928	Active	13	0	5	-5	-27.78%	19	10	1		2	R	M,SC	3	\$100.00	
Exc Award (06/30/2023)																		
3238	NEW ENGLAND	09/07/1933	Active	43	1	0	1	2.38%	38		2		None		P,VP	0	90+ Days \$1,905.00	
Exc Award (06/30/2018, 06/30/2019, 06/30/2020)																		
3239	NEW SALEM	10/29/1928	Active	18	0	0	0	0.00%	21		8		None		P,T,M,VP,SC	24+		
3240	NOONAN	03/09/1954	Active	12	0	0	0	0.00%	14		11	1	None		P,S,T,M,VP SC	24+		
37916	NORTH STAR L C	01/04/1980	Active	51	1	3	-2	-3.77%	47	30	3			N		8	\$800.00	
Exc Award (06/30/2016, 06/30/2024)																		
146076	Powers Lake	05/10/2021	Active	21	0	0	0	0.00%	26		0			N	S,T,M,SC	15		
3242	REEDER	02/27/1952	Active	27	0	1	-1	-3.57%	25	60	2				P,M,VP,SC	8		
3243	REGENT	02/08/1973	Active	3	0	0	0	0.00%	3		8		15		M,VP,SC	N/R		
3244	RICHARDTON	09/18/1934	Active	17	2	2	0	0.00%	17	6	0		3	R	P,M,VP,SC	24+		
59843	SCRANTON	06/30/1997	Active	15	0	1	-1	-6.25%	17	2	1		2	R	P,T,M,VP,SC	1	\$200.00	
Exc Award (06/30/2024)																		
108412	SOUTH HEART	05/20/2010	Active	39	3	0	3	8.33%	38		0			N		1	\$680.00	
3246	STANLEY	02/23/1952	Active	34	2	1	1	3.03%	33	9	2			N	SC	10		
3247	TAYLOR	11/26/1945	Active	15	0	3	-3	-16.67%	18	22	2			N	P,M,VP,SC	6		



Club Health Assessment for District 5 NW through December 2024

			Status		Membership							Reports					Finance		LCIF	
Club Number	Club Name	Charter Date			Current Member Count	YTD Members Added	YTD Members Dropped	YTD Net Growth	YTD Net Growth%	Member Count 12 Months Ago	Avg. length of service for dropped members	Months Since Last MMR ***	Yrs. Since Last Officer Report	President Rotation	Vice President Reported ****	Months Since Last Activity Report ***	Account Balance	Donations for current Fiscal Year		
			Number of times on status quo within last two years	If below 15 members appears				If net loss is greater than 20% appears			If no report in 3 months appears in	When more than one year appears in	Number of repeat terms	Notes the officers that do not have an active	If no report at 12 months appears in red					
3251	WASHBURN Exc Award (06/30/2017)	05/28/1929	Active	33	0	2	-2	-5.71%	31	19	0			N	T,M,SC	10	\$1,420.00			
3252	WATFORD CITY	04/24/1952	Active	20	0	0	0	0.00%	18		2		2	R	M,SC	1				
3254	WILDROSE	03/30/1970	Active	18	0	0	0	0.00%	18		9		3	R	P,M,VP,SC	10				
3255	WILLISTON	07/27/1934	Active	38	3	0	3	8.57%	36		0			N	T,SC	0	\$150.00			
36966	WILLISTON KORNER Exc Award (06/30/2024)	04/30/1979	Active	56	6	6	0	0.00%	56	11	0		3	N	SC	0	\$500.00			
30038	WILTON	12/23/1974	Active	32	1	0	1	3.23%	30		5		3	R	M,SC	2	\$2,050.00			
Current Total Clubs Count	YTD New Clubs Count	YTD Cancelled Clubs Count	YTD Net Club Gain	Current Total Members Count	YTD Add	YTD Drop	YTD Net Growth	YTD Net Growth %	Member Count 12 Months Ago	Average Member Count Per Club	% of Clubs with less than 20 members	% No MMR in 3 Months	% No Officer Report in 12 Months	% of Clubs with balance 90+ days	Number of Clubs in Status Quo	% Status Quo Clubs in Financial Suspension	Number of Cancelled Clubs	Average Cancelled Club Age	Members Lost Due to Cancellation	% of Clubs Cancelled for Non-Financial Reasons
46	0	0	0	1,236	46	56	-10	-0.80%	1,178	27	41%	41%	2%	4%	0	0%	0	0	0	0%

* - P - Priority Club. Cancellation Reasons: 1-Objectives/conduct, 2-Non-active club, 5-Non-existing club, 6-Disbanding, 7-Merger, 8-Financial Suspension, 9-District/Multiple District Dues.

** - Abbreviation: P-President, S-Secretary, T-Treasurer, M-Member Chairperson, VP-First Vice President, MC-Communications Chairperson, SC-Service Chairperson

*** - Abbreviation: N/R - Never reported using the Lions Clubs website, N/A - Not applicable, No password registered for the Lions Clubs website.

**** - Abbreviation: N - New, IP - Immediate Past, R - Repeat.



Club Health Assessment for District 5 SE through December 2024

			Status	Membership							Reports					Finance		LCIF
Club Number	Club Name	Charter Date		Current Member Count	YTD Members Added	YTD Members Dropped	YTD Net Growth	YTD Net Growth%	Member Count 12 Months Ago	Avg. length of service for dropped members	Months Since Last MMR ***	Yrs. Since Last Officer Report	President Rotation	Vice President Reported ****	Months Since Last Activity Report ***	Account Balance	Donations for current Fiscal Year	
			Number of times on status quo within last two years	If below 15 members appears	If net loss is greater than 20% appears					If no report in 3 months appears in		When more than one year appears in	Number of repeat terms	Notes the officers that do not have an active	If no report at 12 months appears in red			
Clubs more than two years old																		
3370	ABERDEEN	10/08/1921	Active	31	0	5	-5	-13.89%	36	17	0			P,VP,SC	1		\$1,570.00	
141860	Aberdeen Lioness	08/17/2020	Active	26	5	1	4	18.18%	21	2	1			N SC	0		\$300.00	
Exc Award (06/30/2023, 06/30/2024)																		
3371	ALCESTER	09/27/1956	Active	38	2	0	2	5.56%	32		0		2	N M,SC	1		\$250.00	
Exc Award (06/30/2024)																		
41147	ARMOUR	04/12/1982	Active(1)	26	0	17	-17	-39.53%	43	13	1		4	M,VP,SC	24+			
3372	AVON	03/06/1952	Active	11	0	0	0	0.00%	12		11	1	None	P,S,T,M,VP SC	24+			
3373	BERESFORD	10/19/1954	Active	23	6	1	5	27.78%	17	11	1			M,VP,SC	1			
3374	BRANDON	02/21/1957	Active	21	0	0	0	0.00%	14		3			VP,SC	3			
3375	BRITTON	03/02/1944	Active	29	1	0	1	3.57%	29		0			N M	0			
Exc Award (06/30/2016, 06/30/2018)																		
3376	BROOKINGS	07/30/1951	Active	43	2	3	-1	-2.27%	44	15	1		None	P,T,M,VP,SC	0		\$500.00	
Exc Award (06/30/2022, 06/30/2023, 06/30/2024)																		
33008	BROOKINGS EARLYBIRD	11/18/1976	Active	14	0	0	0	0.00%	15		8		4	M,VP,SC	2			
3377	CANISTOTA	02/19/1952	Active	32	2	2	0	0.00%	34	30	4		2	R M,SC	12			
Exc Award (06/30/2023)																		
33300	CLARK	02/18/1977	Active	47	2	0	2	4.44%	45		1			N P	14			
3379	COLTON	02/06/1957	Active	10	0	0	0	0.00%	10		40	2	None	P,S,T,M,VP SC	24+			
39127	CORSICA	12/08/1980	Active	6	0	0	0	0.00%	6		50	1	None	P,S,T,M,VP SC	14			
3380	DELL RAPIDS	09/17/1944	Active	37	4	1	3	8.82%	33	5	1			N	0			
Exc Award (06/30/2023)																		
40593	EDEN	12/14/1981	Active	16	2	1	1	6.67%	15	0	3		2	R M,SC	6			
3382	FREEMAN	09/05/1956	Active	33	0	0	0	0.00%	32		4			N VP,SC	2			
Exc Award (06/30/2024)																		
35330	GROTON	04/12/1978	Active	12	0	2	-2	-14.29%	14	5	1			IP P,M,SC	0		\$6,197.00	
Exc Award (06/30/2016, 06/30/2023)																		



Club Health Assessment for District 5 SE through December 2024

			Status	Membership							Reports					Finance		LCIF
Club Number	Club Name	Charter Date		Current Member Count	YTD Members Added	YTD Members Dropped	YTD Net Growth	YTD Net Growth%	Member Count 12 Months Ago	Avg. length of service for dropped members	Months Since Last MMR ***	Yrs. Since Last Officer Report	President Rotation	Vice President Reported ****	Months Since Last Activity Report ***	Account Balance	Donations for current Fiscal Year	
			Number of times on status quo within last two years	If below 15 members appears				If net loss is greater than 20% appears			If no report in 3 months appears in	When more than one year appears in	Number of repeat terms	Notes the officers that do not have an active	If no report at 12 months red			
100532	HARRISBURG	11/13/2007	Active	14	0	0	0	0.00%	16		9	1	None	P,S,T,M,VP SC	12			
3385	HURON	01/31/1922	Active	26	0	3	-3	-10.34%	30	4	3		None	P,T,M,VP,SC	8			
33818	HURON EYE OPENER	05/18/1977	Active	22	1	1	0	0.00%	21	22	3			N SC	8			
	Exc Award (06/30/2023)																	
35030	LENNOX	02/27/1978	Active	24	2	0	2	9.09%	23		2			N M	14			
3386	MADISON	10/29/1973	Active	15	0	1	-1	-6.25%	18	26	0		3	R M,SC	13			
3388	MITCHELL	01/17/1922	Active	56	0	1	-1	-1.75%	56	60	4			M,VP,SC	17			
	Exc Award (06/30/2023)																	
32782	MITCHELL PALACE CITY	10/22/1976	Active	27	0	0	0	0.00%	27		7			N SC	11			
	Exc Award (06/30/2023)																	
3389	PARKSTON	05/17/1929	Active	31	0	0	0	0.00%	31		9			N M,SC	10			
3390	PLAINS	03/13/1958	Active	16	0	0	0	0.00%	16		9			IP M,SC	1			
3391	REDFIELD	01/23/1958	Active	38	2	0	2	5.56%	39		3		2	R SC	5		\$2,000.00	
3392	SIOUX FALLS DOWNTOWN	04/01/1921	Active	33	0	0	0	0.00%	35		7			N VP	11			
58232	SIOUX FALLS SIOUX EMPIRE	05/07/1996	Active	30	2	0	2	7.14%	28		0		3	R	1		\$500.00	
	Exc Award (06/30/2018, 06/30/2019, 06/30/20)																	
3393	SIOUX FALLS SIOUX LAND	03/28/1958	Active	24	0	1	-1	-4.00%	26	2	3			R SC	4		\$650.00	
	Exc Award (06/30/2016, 06/30/2019, 06/30/20)																	
3394	SIOUX FALLS SIOUXRISE	05/04/1970	Active	26	0	0	0	0.00%	28		4			N P,SC	1		\$110.00	
	Exc Award (06/30/2022, 06/30/2023, 06/30/20)																	
41460	TEA	06/11/1982	Active	9	0	0	0	0.00%	8		10		6	R	14		\$250.00	
38125	TULARE	03/31/1980	Active	9	0	4	-4	-30.77%	13	18	2		3	M,VP,SC	8			
3396	VERMILLION	01/24/1950	Active	43	3	1	2	4.88%	40	7	0			N SC	2			
84154	VIBORG AREA	09/08/2004	Active	8	0	0	0	0.00%	8		5		7	R T,M,VP,SC	0			
35332	WARNER-STRATFORD L C	04/13/1978	Active(1)	29	0	0	0	0.00%	32		5		3	R M,SC	9			
3398	WATERTOWN	09/08/1944	Active	57	1	2	-1	-1.72%	50	4	1			N M,VP,SC	12			
3402	WILLOW LAKE	07/27/1965	Active	17	0	0	0	0.00%	19		6		None	N P,M,SC	15			



Club Health Assessment for District 5 SE through December 2024

					Status					Membership					Reports					Finance		LCIF
Club Number	Club Name	Charter Date					Current Member Count	YTD Members Added	YTD Members Dropped	YTD Net Growth	YTD Net Growth%	Member Count 12 Months Ago	Avg. length of service for dropped members	Months Since Last MMR ***	Yrs. Since Last Officer Report	President Rotation	Vice President Reported ****	Months Since Last Activity Report ***	Account Balance	Donations for current Fiscal Year		
					Number of times on status quo within last two years		If below 15 members appears				If net loss is greater than 20% appears		If no report in 3 months appears in		When more than one year appears in	Number of repeat terms	Notes the officers that do not have an active	If no report at 12 months appears in red				
3403	YANKTON	07/25/1960			Active		20	2	0	2	11.11%	20		4		2	R	M,SC	1			
Current Total Clubs Count	YTD New Clubs Count	YTD Cancelled Clubs Count	YTD Net Club Gain	Current Total Members Count	YTD Add	YTD Drop	YTD Net Growth	YTD Net Growth %	Member Count 12 Months Ago	Average Member Count Per Club	% of Clubs with less than 20 members	% No MMR in 3 Months	% No Officer Report in 12 Months	% of Clubs with balance 90+ days	Number of Clubs in Status Quo	% Status Quo Clubs in Financial Suspension	Number of Cancelled Clubs	Average Cancelled Club Age	Members Lost Due to Cancellation	% of Clubs Cancelled for Non-Financial Reasons		
40	0	0	0	1,029	39	47	-8	-0.77%	1,036	26	33%	60%	10%	0%	0	0%	0	0	0	0%		

* - P - Priority Club. Cancellation Reasons: 1-Objectives/conduct, 2-Non-active club, 5-Non-existing club, 6-Disbanding, 7-Merger, 8-Financial Suspension, 9-District/Multiple District Dues.
** - Abbreviation: P-President, S-Secretary, T-Treasurer, M-Member Chairperson, VP-First Vice President, MC-Communications Chairperson, SC-Service Chairperson
*** - Abbreviation: N/R - Never reported using the Lions Clubs website, N/A - Not applicable, No password registered for the Lions Clubs website.
**** - Abbreviation: N - New, IP - Immediate Past, R - Repeat.




Club Health Assessment for District 5 SW through December 2024

			Status	Membership							Reports					Finance		LCIF
Club Number	Club Name	Charter Date		Current Member Count	YTD Members Added	YTD Members Dropped	YTD Net Growth	YTD Net Growth%	Member Count 12 Months Ago	Avg. length of service for dropped members	Months Since Last MMR ***	Yrs. Since Last Officer Report	President Rotation	Vice President Reported ****	Months Since Last Activity Report ***	Account Balance	Donations for current Fiscal Year	
			Number of times on status quo within last two years	If below 15 members appears				If net loss is greater than 20% appears			If no report in 3 months appears in	When more than one year appears in	Number of repeat terms	Notes the officers that do not have an active	If no report at 12 months appears in red			
Clubs more than two years old																		
3404	BELLE FOURCHE	10/10/1936	Active	33	0	0	0	0.00%	33		21	1	None	P,S,T,M,VP SC	24			
3406	BUFFALO	05/04/1965	Active	10	0	1	-1	-9.09%	14	58	4		4	M,VP,SC	24+			
3407	CHAMBERLAIN	09/28/1964	Active	8	0	0	0	0.00%	8		20	1	None	P,S,T,M,VP SC	24+			
3408	CUSTER	01/09/1944	Active	19	2	1	1	5.56%	18	9	2		3	N M,SC	17		\$1,200.00	
Exc Award (06/30/2018)																		
39955	EUREKA	05/29/1981	Active	11	0	0	0	0.00%	11		5		2	R P,M,VP,SC	0			
33301	FAULKTON AREA L C	02/03/1977	Active(1)	11	0	0	0	0.00%	11		7	1	None	P,S,T,M,VP SC	13			
3412	GREGORY	02/27/1965	Active	7	0	0	0	0.00%	8		8	1	None	P,S,T,M,VP SC	24+			
41960	HILL CITY	11/22/1982	Active	15	1	6	-5	-25.00%	19	6	4		3	R M,SC	10			
Exc Award (06/30/2018)																		
3413	HOT SPRINGS	09/06/1946	Active(1)	10	0	0	0	0.00%	10		17	1	None	P,S,T,M,VP SC	24+			
39128	IPSWICH	12/15/1980	Active	15	0	0	0	0.00%	15		8			N P,M,SC	0			
102217	LEAD DEADWOOD AREA	05/23/2008	Active	18	0	0	0	0.00%	17		8			IP SC	14			
3415	LEMMON	03/20/1930	Active	19	0	0	0	0.00%	19		6			N M,SC	24+		\$250.00	
44229	MC LAUGHLIN	09/17/1984	Active(1)	13	0	2	-2	-13.33%	15	16	2			N P,M,VP,SC	24+			
3417	MILLER	04/25/1960	Active	21	1	2	-1	-4.55%	22	11	0		2	VP	24+			
3419	MURDO	12/05/1957	Active	35	0	0	0	0.00%	33		5			P,S,M,VP,SC	24+			
3420	NEW UNDERWOOD	01/16/1964	Active(1)	15	0	0	0	0.00%	15		19	1	None	P,S,T,M,VP SC	24+			
43005	NEWELL	09/13/1983	Active	31	0	7	-7	-18.42%	38	13	1			N P,M,VP,SC	9			
Exc Award (06/30/2018)																		
3422	NISLAND	11/23/1968	Active	4	0	2	-2	-33.33%	6	27	2		12	P,S,T,M,VP SC	24+			
42267	ONIDA WHEAT LAND	02/17/1983	Active	11	0	1	-1	-8.33%	14	1	2			P,M,VP,SC	24+		\$500.00	
3424	PIERRE FT PIERRE	10/08/1951	Active	22	1	0	1	4.76%	21		2		3	R SC	6		\$100.00	
3425	PRESHO MEDICINE CREEK	01/27/1968	Active	17	0	0	0	0.00%	19		4		4	R M,VP,SC	12			
3426	RAPID CITY	11/22/1921	Active	36	1	4	-3	-7.69%	39	34	0		None	N P,SC	24+		\$30.00	



Club Health Assessment for District 5 SW through December 2024

			Status		Membership						Reports					Finance		LCIF		
Club Number	Club Name	Charter Date		Current Member Count	YTD Members Added	YTD Members Dropped	YTD Net Growth	YTD Net Growth%	Member Count 12 Months Ago	Avg. length of service for dropped members	Months Since Last MMR ***	Yrs. Since Last Officer Report	President Rotation	Vice President Reported ****	Months Since Last Activity Report ***	Account Balance	Donations for current Fiscal Year			
			Number of times on status quo within last two years	If below 15 members appears				If net loss is greater than 20% appears			If no report in 3 months appears	When more than one year appears in	Number of repeat terms	Notes the officers that do not have an active	If no report at 12 months appears in red					
84445	RAPID CITY EVENING STAR	11/22/2004	Active	15	0	0	0	0.00%	14		7			M,VP,SC	7					
3427	RAPID CITY METRO	01/22/1973	Active	7	1	3	-2	-22.22%	9	10	1		4	M,VP,SC	24+					
3428	RAPID CITY RUSHMORE	10/07/1958	Active	33	3	2	1	3.13%	32	30	1			VP,SC	3		\$450.00			
35525	SELBY	05/11/1978	Active	21	0	0	0	0.00%	21		1	1	None	P,S,T,M,VP SC	N/R					
3430	SPEARFISH	11/16/1943	Active	80	1	3	-2	-2.44%	81	14	0			N	24		\$2,000.00			
3431	STURGIS	01/21/1944	Active(1)	13	0	0	0	0.00%	17		9			N	6		\$1,000.00			
	Exc Award (06/30/2018)																			
3434	WHITE RIVER	05/28/1968	Active	19	0	0	0	0.00%	23		10			P,M,VP,SC	19					
Current Total Clubs Count	YTD New Clubs Count	YTD Cancelled Clubs Count	YTD Net Club Gain	Current Total Members Count	YTD Add	YTD Drop	YTD Net Growth	YTD Net Growth %	Member Count 12 Months Ago	Average Member Count Per Club	% of Clubs with less than 20 members	% No MMR in 3 Months	% No Officer Report in 12 Months	% of Clubs with balance 90+ days	Number of Clubs in Status Quo	% Status Quo Clubs in Financial Suspension	Number of Cancelled Clubs	Average Cancelled Club Age	Members Lost Due to Cancellation	% of Clubs Cancelled for Non-Financial Reasons
29	0	0	0	569	11	34	-23	-3.89%	602	20	69%	59%	24%	0%	0	0%	0	0	0	0%

* - P - Priority Club. Cancellation Reasons: 1-Objectives/conduct, 2-Non-active club, 5-Non-existing club, 6-Disbanding, 7-Merger, 8-Financial Suspension, 9-District/Multiple District Dues.


** - Abbreviation: P-President, S-Secretary, T-Treasurer, M-Member Chairperson, VP-First Vice President, MC-Communications Chairperson, SC-Service Chairperson

*** - Abbreviation: N/R - Never reported using the Lions Clubs website, N/A - Not applicable, No password registered for the Lions Clubs website.

**** - Abbreviation: N - New, IP - Immediate Past, R - Repeat.




Club Health Assessment for District 5 SKN through December 2024

			Status	Membership							Reports					Finance		LCIF
Club Number	Club Name	Charter Date		Current Member Count	YTD Members Added	YTD Members Dropped	YTD Net Growth	YTD Net Growth%	Member Count 12 Months Ago	Avg. length of service for dropped members	Months Since Last MMR ***	Yrs. Since Last Officer Report	President Rotation	Vice President Reported ****	Months Since Last Activity Report ***	Account Balance	Donations for current Fiscal Year	
			Number of times on status quo within last two years	If below 15 members appears			If net loss is greater than 20% appears				If no report in 3 months appears in	When more than one year appears in	Number of repeat terms	Notes the officers that do not have an active		If no report at 12 months appears in red		
Clubs less than two years old																		
154177	Humboldt	05/22/2023	Active	32	0	0	0	0.00%	33		7		2	N	SC	6		
Clubs more than two years old																		
39850	BORDEN & DIST	05/08/1981	Active(1)	17	0	7	-7	-29.17%	26	11	2			R	M,SC	7		
3260	BREDENBURY	04/01/1971	Active	16	0	2	-2	-11.11%	18	20	3				M,VP,SC	24+		
3301	BRUNO	05/08/1952	Active	33	0	2	-2	-5.71%	35	6	5		3		P,VP,SC	2		
33298	BULYEA DISTRICT L C	02/14/1977	Active	16	0	0	0	0.00%	16		6		4	R	T,M,SC	24+		
3262	CANORA	02/09/1973	Active	1	0	0	0	0.00%	2		10		13		S,T,M,VP,SC	24+		
31915	CARROT RIVER	03/29/1976	Active	13	0	0	0	0.00%	13		55		4		P,M,VP,SC	24	90+ Days	
31914	CHRISTOPHER-EMMA LAKELAND L C	03/25/1976	Active	23	8	17	-9	-28.13%	35	20	1			N	M,VP,SC	1		
34938	CHURCHBRIDGE	01/31/1978	Active	27	0	0	0	0.00%	27		6		4		T,M,VP,SC	24+		
3302	COLONSAY	03/16/1971	Active	9	0	0	0	0.00%	10		6		2		P,T,M,VP,SC	24		
3303	CUDWORTH	04/21/1965	Active(1)	10	0	0	0	0.00%	9		11		5		M,VP,SC	24+		
3266	CUPAR DISTRICT	06/03/1964	Active	13	0	0	0	0.00%	13		16		2		P,M,VP,SC	24+		
33075	DORINTOSH & DISTRICT	12/13/1976	Active	22	0	0	0	0.00%	21		8		3		M,VP,SC	0		
43852	ESTERHAZY	05/21/1984	Active	24	2	1	1	4.35%	24	3	1		2	R	SC	4		
38124	GOODSOIL & DISTRICT	03/14/1980	Active	9	0	1	-1	-10.00%	10	7	2			N	M,SC	0		
33167	HISTORIC BATTLEFORD	12/27/1976	Active	19	0	0	0	0.00%	19		9			N	M,VP,SC	18		
3304	HUDSON BAY	03/16/1954	Active	22	1	0	1	4.76%	22		1		3		M,VP,SC	24+		
40994	KELLIHER & DIST	03/22/1982	Active	13	0	0	0	0.00%	13		31		5		P,M,VP,SC	24+		
3307	KENASTON	04/26/1961	Active	29	0	0	0	0.00%	29		9		11	R	S,VP,SC	24+	90+ Days	
3308	LAKE LENORE	04/14/1955	Active	33	0	0	0	0.00%	28		0			N	SC	9		\$179.86
Exc Award (06/30/2023)																		
3278	LANGENBURG DISTRICT L C	03/28/1968	Active	19	0	0	0	0.00%	19		80		None		P,T,M,VP,SC	24+		
3310	LANIGAN	11/10/1971	Active	10	0	0	0	0.00%	10		1		9		P,S,T,M,VP SC	24+		



Club Health Assessment for District 5 SKN through December 2024

			Status	Membership							Reports					Finance	LCIF
Club Number	Club Name	Charter Date		Current Member Count	YTD Members Added	YTD Members Dropped	YTD Net Growth	YTD Net Growth%	Member Count 12 Months Ago	Avg. length of service for dropped members	Months Since Last MMR ***	Yrs. Since Last Officer Report	President Rotation	Vice President Reported ****	Months Since Last Activity Report ***	Account Balance	Donations for current Fiscal Year
			Number of times on status quo within last two years	If below 15 members appears				If net loss is greater than 20% appears			If no report in 3 months appears in	When more than one year appears in	Number of repeat terms	Notes the officers that do not have an active	If no report at 12 months red		
3312	LLOYDMINSTER	12/14/1949	Active	31	2	1	1	3.33%	29	5	4			N	T,SC	2	
29200	MAC DOWALL & DISTRICT	04/16/1974	Active	22	2	0	2	10.00%	18		2		7	R	M,SC	1	
43457	MACNUTT & DIST	02/17/1984	Active	16	0	1	-1	-5.88%	18	1	2			N	T,SC	21	
33806	MAKWA & DISTRICT L C	04/30/1977	Active	15	0	1	-1	-6.25%	16	18	2			N	M,VP,SC	2	(\$201.12)
36682	MARTENSVILLE & DISTRICT L C	03/05/1979	Active	17	4	1	3	21.43%	14	39	0		7		M,VP,SC	24	
3313	MEADOW LAKE	12/05/1962	Active	35	0	0	0	0.00%	35		8		2	R	SC	0	\$91.31
3283	MELVILLE	08/02/1968	Active	9	4	3	1	12.50%	5	17	0		None		P,M,VP,SC	4	
43459	MEOTA LAKESHORE	02/02/1984	Active	22	3	1	2	10.00%	19	20	2		5	R	P,T,M,VP,SC	24	
42050	MIDDLE LAKE	12/06/1982	Active	16	0	0	0	0.00%	16		9		11		P,T,M,VP,SC	13	
3316	NIPAWIN	06/22/1965	Active	15	0	0	0	0.00%	13		3		2		M,VP,SC	2	
3328	NORTH BATTLEFORD INC	02/16/1954	Active	12	0	0	0	0.00%	12		8			IP	P	6	
37662	PELLEY & DISTRICT L C	11/12/1979	Active	3	0	1	-1	-25.00%	4	5	3		None		P,M,VP,SC	24	
3318	PREECEVILLE DISTRICT	02/28/1960	Active	13	0	0	0	0.00%	13		9		3	R	M,VP,SC	24+	
3319	PRINCE ALBERT	09/23/1947	Active	23	0	1	-1	-4.17%	24	43	0			N	SC	1	
Exc Award (06/30/2024)																	
3291	RHEIN DISTRICT	12/27/1956	Active	16	0	0	0	0.00%	16		12			N	P,S,T,M,SC	24+	
3321	ROSTHERN	01/22/1957	Active	25	2	1	1	4.17%	25	9	0				M,VP,SC	0	\$719.27
3324	SASKATOON	03/24/1937	Active	42	2	5	-3	-6.67%	46	40	0		2	R		1	\$1,850.86
62158	SASKATOON MILLENNIUM	06/22/1999	Active	21	1	1	0	0.00%	20	16	2		2		VP,SC	7	\$722.85
33510	SHELL LAKE & DISTRICT L C	03/21/1977	Active(2)	22	1	4	-3	-12.00%	28	21	3		2	R	M,SC	24+	
3293	SOUTHEY DISTRICT L C	01/26/1965	Active	14	0	0	0	0.00%	14		18		2		M,VP,SC	24+	
3327	SPIRITWOOD	05/15/1963	Active	24	0	0	0	0.00%	22		8		3	R		1	
41145	SPRINGSIDE & DISTRICT	04/30/1982	Active	18	0	0	0	0.00%	18		10			N	M,SC	8	
3323	ST LOUIS	03/07/1968	Active	15	0	0	0	0.00%	15		10		2		M,VP,SC	24+	
3295	STRASBOURG	05/27/1957	Active	6	0	0	0	0.00%	7		8			IP	SC	24+	



Club Health Assessment for District 5 SKN through December 2024

Club Number	Club Name	Charter Date	Status	Membership							Reports					Finance	LCIF
				Current Member Count	YTD Members Added	YTD Members Dropped	YTD Net Growth	YTD Net Growth%	Member Count 12 Months Ago	Avg. length of service for dropped members	Months Since Last MMR ***	Yrs. Since Last Officer Report	President Rotation	Vice President Reported ****	Months Since Last Activity Report ***	Account Balance	Donations for current Fiscal Year
			Number of times on status quo within last two years	If below 15 members appears				If net loss is greater than 20% appears			If no report in 3 months appears in	When more than one year appears in	Number of repeat terms	Notes the officers that do not have an active	If no report at 12 months appears in red		
3329	TISDALE	12/11/1947	Active	22	9	8	1	4.76%	20	17	1			N	M,SC	24+	
3330	TURTLEFORD & DISTRICT	04/16/1970	Active	23	0	0	0	0.00%	25		9			N	P,M,SC	0	(\$80.45)
3331	UNITY	03/20/1946	Active	19	2	3	-1	-5.00%	20	36	0				M,VP,SC	1	\$492.84
3334	WADENA DISTRICT	04/29/1966	Active	7	0	1	-1	-12.50%	7	0	3		2	R	M	13	
3333	WAKAW	04/06/1950	Active	16	0	0	0	0.00%	16		10			R	M,VP,SC	7	
45564	WILLOWBROOK & DISTRICT	12/31/1985	Active	16	0	0	0	0.00%	15		0		7	R	P,M,VP,SC	4	
3299	YORKTON	06/28/1948	Active	43	0	2	-2	-4.44%	49	1	4		2	N	SC	22	

Clubs Cancelled Previous Fiscal Year – Clubs Cancelled within last 12 months may be reinstated

Club Number	Club Name	Charter Date	Current Status*	Cancellation Date
32881	DUNDURN	10/18/1976	Cancelled(8*)	06/29/2024

Current Total Clubs Count	YTD New Clubs Count	YTD Cancelled Clubs Count	YTD Net Club Gain	Current Total Members Count	YTD Add	YTD Drop	YTD Net Growth	YTD Net Growth %	Member Count 12 Months Ago	Average Member Count Per Club	% of Clubs with less than 20 members	% No MMR in 3 Months	% No Officer Report in 12 Months	% of Clubs with balance 90+ days	Number of Clubs in Status Quo	% Status Quo Clubs in Financial Suspension	Number of Cancelled Clubs	Average Cancelled Club Age	Members Lost Due to Cancellation	% of Clubs Cancelled for Non-Financial Reasons
53	0	0	0	1,008	43	65	-22	-2.14%	1,031	19	58%	62%	0%	4%	0	0%	0	0	0	0%

* - P - Priority Club. Cancellation Reasons: 1-Objectives/conduct, 2-Non-active club, 5-Non-existing club, 6-Disbanding, 7-Merger, 8-Financial Suspension, 9-District/Multiple District Dues.

** - Abbreviation: P-President, S-Secretary, T-Treasurer, M-Member Chairperson, VP-First Vice President, MC-Communications Chairperson, SC-Service Chairperson

*** - Abbreviation: N/R - Never reported using the Lions Clubs website, N/A - Not applicable, No password registered for the Lions Clubs website.

**** - Abbreviation: N - New, IP - Immediate Past, R - Repeat.




Club Health Assessment for District 5 SKS through December 2024

			Status	Membership							Reports					Finance		LCIF
Club Number	Club Name	Charter Date		Current Member Count	YTD Members Added	YTD Members Dropped	YTD Net Growth	YTD Net Growth%	Member Count 12 Months Ago	Avg. length of service for dropped members	Months Since Last MMR ***	Yrs. Since Last Officer Report	President Rotation	Vice President Reported ****	Months Since Last Activity Report ***	Account Balance	Donations for current Fiscal Year	
			Number of times on status quo within last two years	If below 15 members appears				If net loss is greater than 20% appears			If no report in 3 months appears in	When more than one year appears in	Number of repeat terms	Notes the officers that do not have an active	If no report at 12 months red			
Clubs less than two years old																		
158089	White City Emerald Park District	05/31/2024	Active	22	9	11	-2	-8.33%	0	1	0		2	N	S,M,SC	N/A		
Clubs more than two years old																		
43458	ALIDA & DISTRICT	02/29/1984	Active	12	0	0	0	0.00%	13		7		2		P,M,VP,SC	9		
3257	AVONLEA DISTRICT	02/20/1966	Active	19	0	0	0	0.00%	18		13				P,S,M,VP,SC	12		
3258	BALCARRES AND DISTRICT	11/30/1954	Active	44	3	0	3	7.32%	40		4				M,VP,SC	9		
36196	BATEMAN	11/14/1978	Active	15	0	2	-2	-11.76%	17	4	0		2		S,M,VP,SC	24+		
39126	BETHUNE & DISTRICT L C	12/29/1980	Active	10	0	1	-1	-9.09%	11	7	0		2	R	T,SC	11		
3259	BIENFAIT	03/30/1972	Active	11	0	2	-2	-15.38%	12	26	0		2	R	SC	0		
3261	BROADVIEW DISTRICT L C	11/02/1967	Active	19	6	1	5	35.71%	13	1	0		None	N	P,M,SC	0	90+ Days	
115598	BURSTALL BORDERTOWN	11/21/2011	Active	16	1	1	0	0.00%	17	1	1			N	SC	8	90+ Days	
3340	BURSTALL DISTRICT L C	04/01/1965	Active	18	1	0	1	5.88%	17		0			N	SC	7		
3341	CABRI DISTRICT	01/21/1959	Active	30	3	1	2	7.14%	27	7	0			N	SC	1	\$407.27	
3263	CARLYLE DISTRICT L C	10/31/1963	Active	32	0	3	-3	-8.57%	31	24	0			N	M,SC	0		
Exc Award (06/30/2017, 06/30/2024)																		
3264	CARNDUFF DIST	05/04/1961	Active	7	0	0	0	0.00%	7		3		2		T,M,VP,SC	24+		
3265	CEYLON	10/15/1970	Active	22	0	0	0	0.00%	20		8				M,VP,SC	9		
30145	CLIMAX	01/28/1975	Active	18	1	0	1	5.88%	17		0		3		M,VP,SC	1		
3344	CRAIK DISTRICT L C	05/10/1965	Active(2)	5	0	0	0	0.00%	5		17		5		M,VP,SC	24+		
3345	DODSLAND DISTRICT	11/09/1955	Active	30	0	0	0	0.00%	30		11		2		P,M,VP,SC	14		
3346	EATONIA	03/30/1954	Active	24	0	0	0	0.00%	23		6			N	P,M,VP,SC	24+		
3347	ELROSE	03/26/1954	Active	42	1	0	1	2.44%	42		1			N	P,M,VP,SC	20		
146553	Elrose Lioness	06/17/2021	Active	12	0	1	-1	-7.69%	12	2	3		3		T,M,VP,SC	1		
3267	ESTEVAN	05/27/1957	Active	17	5	1	4	30.77%	13	8	2		2		M,VP,SC	11		
3349	ESTON	08/14/1947	Active	27	1	1	0	0.00%	27	9	0			N	M,SC	12		




Club Health Assessment for District 5 SKS through December 2024

			Status	Membership							Reports					Finance		LCIF
Club Number	Club Name	Charter Date		Current Member Count	YTD Members Added	YTD Members Dropped	YTD Net Growth	YTD Net Growth%	Member Count 12 Months Ago	Avg. length of service for dropped members	Months Since Last MMR ***	Yrs. Since Last Officer Report	President Rotation	Vice President Reported ****	Months Since Last Activity Report ***	Account Balance	Donations for current Fiscal Year	
			Number of times on status quo within last two years	If below 15 members appears				If net loss is greater than 20% appears			If no report in 3 months appears in	When more than one year appears in	Number of repeat terms		Notes the officers that do not have an active	If no report at 12 months appears in red		
57026	ESTON 95	06/12/1995	Active	45	2	0	2	4.65%	45		1			N	M,SC	6		
3268	FILLMORE DIST	04/05/1961	Active	10	0	1	-1	-9.09%	10	44	4			N	M,SC	0		
3270	FORT QUAPPELLE DISTRICT	09/26/1961	Active	39	1	3	-2	-4.88%	42	6	1			N	M,SC	1		\$359.72
	Exc Award (06/30/2024)																	
38260	GAINSBOROUGH & DIST L C	04/28/1980	Active	15	0	0	0	0.00%	15		32		3		P,S,M,VP,SC	24+		
34616	GLEN BAIN	11/29/1977	Active	8	2	0	2	33.33%	7		0		12		S,M,VP,SC	13		
3272	GLENAVON	03/30/1966	Active	12	0	0	0	0.00%	12		8			N	P,M,VP,SC	17		
3350	GRAVELBOURG	05/19/1947	Active	12	0	0	0	0.00%	12		7		11		M,VP,SC	24+		
107963	GRENFELL AND DISTRICT	04/02/2010	Active	17	0	1	-1	-5.56%	18	9	4				M,VP,SC	24+		
3351	HARRIS	03/13/1968	Active	25	0	0	0	0.00%	25		7			N	P,S,SC	6		
31731	HAZLET	02/16/1976	Active	30	1	3	-2	-6.25%	32	6	0		8	R	M,VP,SC	0		
37775	INDIAN HEAD & DISTRICT	12/10/1979	Active	13	0	0	0	0.00%	13		0		2		M,VP,SC	24+		
95603	KATEPWA & DISTRICT	02/27/2006	Active	32	0	0	0	0.00%	28		0				VP,SC	0		\$374.85
3355	KINCAID	11/10/1958	Active	6	0	0	0	0.00%	6		32		12		M,VP,SC	24+		
3276	KIPLING DISTRICT	10/25/1963	Active	23	0	0	0	0.00%	23		10		4		M,VP,SC	13		
3356	LAFLECHE DISTRICT L C	04/25/1966	Active	14	0	0	0	0.00%	14		18		4		M,VP,SC	24+		
3277	LAMPMAN DISTRICT	04/07/1963	Active	18	2	0	2	12.50%	18		0			R		2		
3357	LEADER	12/07/1959	Active	18	0	1	-1	-5.26%	19	10	0			N	SC	23		
56922	LEADER RIVER HILLS	05/03/1995	Active	14	2	1	1	7.69%	15	4	1			N	M,SC	3		
3279	LEMBERG DISTRICT L C	03/14/1967	Active	15	0	0	0	0.00%	15		5			N	T,VP,SC	2		
3358	LOREBURN DISTRICT	04/20/1959	Active	12	0	0	0	0.00%	12		6		4		M,VP,SC	12		
3281	LUMSDEN DIST	03/11/1961	Active	33	3	2	1	3.13%	32	30	1		4	R	SC	6		
3359	MANKOTA DISTRICT	10/23/1963	Active	17	0	0	0	0.00%	17		8				M,VP,SC	24+		
36549	MANTARIO	02/26/1979	Active	12	0	0	0	0.00%	14		0				M,VP,SC	12		
3282	MARYFIELD DISTRICT L C	04/01/1968	Active	15	1	0	1	7.14%	14		0		3	N		0		



Club Health Assessment for District 5 SKS through December 2024

			Status	Membership							Reports					Finance		LCIF
Club Number	Club Name	Charter Date		Current Member Count	YTD Members Added	YTD Members Dropped	YTD Net Growth	YTD Net Growth%	Member Count 12 Months Ago	Avg. length of service for dropped members	Months Since Last MMR ***	Yrs. Since Last Officer Report	President Rotation	Vice President Reported ****	Months Since Last Activity Report ***	Account Balance	Donations for current Fiscal Year	
			Number of times on status quo within last two years	If below 15 members appears			If net loss is greater than 20% appears				If no report in 3 months appears in	When more than one year appears in	Number of repeat terms	Notes the officers that do not have an active	If no report at 12 months appears in red			
Exc Award (06/30/2021)																		
3284	MONTMARTRE DIST	02/12/1964	Active	12	0	0	0	0.00%	12		23		8	M,VP,SC	24+			
36864	MOOSE JAW EARLY BIRD	04/09/1979	Active	5	0	0	0	0.00%	6		6		2	M,VP,SC	24+			
108228	MOOSE MOUNTAIN	04/28/2010	Active	12	0	0	0	0.00%	12		12		2	P,T,M,VP,SC	10			
3285	NEUDORF	05/03/1971	Active	8	0	1	-1	-11.11%	6	1	3		N	VP,SC	0			
3286	OXBOW DISTRICT	04/14/1959	Active	21	0	4	-4	-16.00%	25	43	2			P,T,M,VP,SC	7			
31732	PIAPOT	02/16/1976	Active	31	3	1	2	6.90%	29	5	0			M,VP,SC	0			
45654	PILOT BUTTE & DIST L C	01/27/1986	Active	15	2	0	2	15.38%	16		2		3	R M,SC	1			
31916	QU'APPELLE DISTRICT L C	03/26/1976	Active(1)	9	0	0	0	0.00%	11		7		None	P,M,VP,SC	10			
109574	REDVERS AND DISTRICT	11/08/2010	Active	14	0	0	0	0.00%	14		9		3	S,M,VP,SC	24+			
3290	REGINA 35	10/01/1967	Active	23	0	3	-3	-11.54%	28	12	0		None	N P,SC	12			
36681	REGINA BEACH	03/21/1979	Active	36	1	1	0	0.00%	35	2	2		2	R SC	0		\$74.16	
Exc Award (06/30/2024)																		
3287	REGINA CENTRAL	01/28/1929	Active	5	0	0	0	0.00%	5		4		6	M,VP,SC	12			
3288	REGINA LAKESIDE	03/05/1956	Active	32	0	1	-1	-3.03%	36	41	3		N	SC	0		\$213.44	
43712	RICHMOUND	04/30/1984	Active	20	5	0	5	33.33%	17		0		N	M,SC	0			
3362	RIVERHURST	11/28/1967	Active	16	0	0	0	0.00%	16		0		2	N M,SC	24+			
3363	ROSETOWN	03/03/1946	Active	14	0	3	-3	-17.65%	15	19	0			M,VP,SC	0			
3365	SOVEREIGN	11/15/1967	Active	21	1	5	-4	-16.00%	24	18	1		5	M,VP,SC	8	90+ Days		
3296	STOUGHTON	03/28/1967	Active	15	0	0	0	0.00%	14		0		3	N SC	0			
3366	SWIFT CURRENT	12/12/1946	Active	19	0	2	-2	-9.52%	21	37	0		8	M,VP,SC	13			
34617	TUGASKE	11/09/1977	Active	12	0	0	0	0.00%	12		25			S,M,VP,SC	24+			
43208	VAL MARIE	12/14/1983	Active	19	0	0	0	0.00%	19		25		11	P,M,VP,SC	24+			
3297	WAWOTA DISTRICT L C	04/05/1965	Active	32	0	0	0	0.00%	32		2			T,M,VP,SC	13			
28007	WINDTHORST DISTRICT	02/13/1974	Active	20	0	0	0	0.00%	20		21		8	M,VP,SC	3			



Club Health Assessment for District 5 SKS through December 2024

				Status				Membership						Reports				Finance		LCIF
Club Number	Club Name	Charter Date			Current Member Count	YTD Members Added	YTD Members Dropped	YTD Net Growth	YTD Net Growth%	Member Count 12 Months Ago	Avg. length of service for dropped members	Months Since Last MMR ***	Yrs. Since Last Officer Report	President Rotation	Vice President Reported ****	Months Since Last Activity Report ***	Account Balance	Donations for current Fiscal Year		
				Number of times on status quo within last two years	If below 15 members appears				If net loss is greater than 20% appears			If no report in 3 months appears in	When more than one year appears in	Number of repeat terms	Notes the officers that do not have an active	If no report at 12 months appears in red				
3369	WISETON	12/11/1968		Active	16	0	0	0	0.00%	16		20			P,M,VP,SC	13				
3298	WOLSELEY	03/14/1952		Active	20	0	0	0	0.00%	20		1		2	N	M,VP,SC	9			
Current Total Clubs Count	YTD New Clubs Count	YTD Cancelled Clubs Count	YTD Net Club Gain	Current Total Members Count	YTD Add	YTD Drop	YTD Net Growth	YTD Net Growth %	Member Count 12 Months Ago	Average Member Count Per Club	% of Clubs with less than 20 members	% No MMR in 3 Months	% No Officer Report in 12 Months	% of Clubs with balance 90+ days	Number of Clubs in Status Quo	% Status Quo Clubs in Financial Suspension	Number of Cancelled Clubs	Average Cancelled Club Age	Members Lost Due to Cancellation	% of Clubs Cancelled for Non-Financial Reasons
71	0	0	0	1,354	57	58	-1	-0.07%	1,331	19	63%	46%	0%	4%	0	0%	0	0	0	0%

* - P - Priority Club. Cancellation Reasons: 1-Objectives/conduct, 2-Non-active club, 5-Non-existing club, 6-Disbanding, 7-Merger, 8-Financial Suspension, 9-District/Multiple District Dues.

** - Abbreviation: P-President, S-Secretary, T-Treasurer, M-Member Chairperson, VP-First Vice President, MC-Communications Chairperson, SC-Service Chairperson

*** - Abbreviation: N/R - Never reported using the Lions Clubs website, N/A - Not applicable, No password registered for the Lions Clubs website.

**** - Abbreviation: N - New, IP - Immediate Past, R - Repeat.